



Features:

- 2W Low Profile <14.5mm Height
- Compact Size - PCB Mount
- Single Output - Regulated
- Wide Input Range: 90 - 277VAC , 47 - 63Hz
- Output Range: 3.3V - 48VDC
- Low Standby Power <0.3W
- Low Ripple & Noise
- Fully Isolated Pri - Sec >4200Vrms
- Insulation: Class II
- Materials: UL94-V0
- Safety: EN61558, EN60950, CE

Part Number	Power Rating Watts	Output Voltage (VDC)	Output Current (mA)	Ambient Temp. (°C)	Efficiency Typical	Voltage Range
VTX-214-002-103	2	3.3	600	70	>60%	90 - 277VAC
VTX-214-002-105	2	5	400			
VTX-214-002-106	2	6	333			
VTX-214-002-107	2	7.5	266			
VTX-214-002-108	2	8	250			
VTX-214-002-109	2	9	222			
VTX-214-002-110	2	10	200			
VTX-214-002-112	2	12	166			
VTX-214-002-115	2	15	133			
VTX-214-002-118	2	18	111			
VTX-214-002-124	2	24	83			
VTX-214-002-148	2	48	42			

Note: Other output voltages are available upon request.


Optional Universal PCB mounting kit.

Part Number:
VTX-214-PCB1

Farnell Part:
246 4718

Rapid Electronics Part:
84-2157

Maplin Part:
N59EC

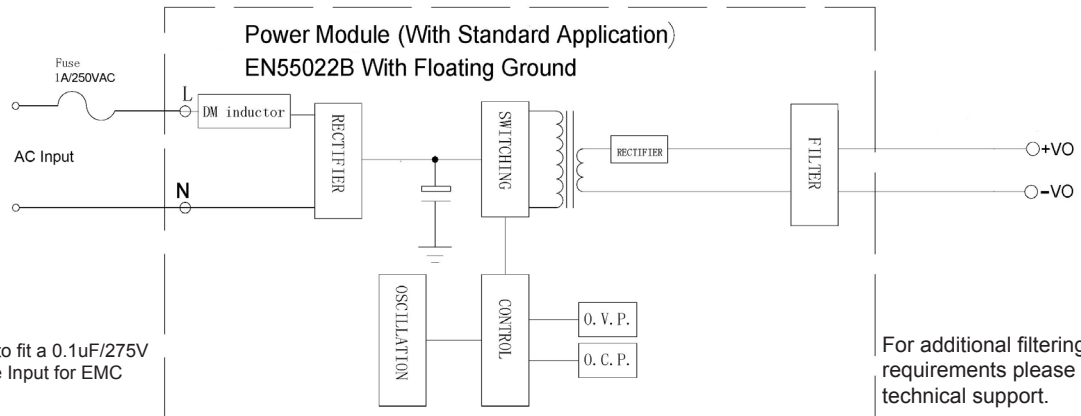


Please contact Vigortronix for any enquiries. Products can be altered to suit custom requirements.
The information contained in this document is subject to change without notice.

Model: 1 - 2 Watt		Specification
INPUT Pin 4: L Pin 3: N	Voltage Range	90 ~ 277VAC / 47 ~ 63Hz
	Current	100mA Max (100VAC) / 70mA Max (240VAC)
	Inrush Current	15A Max (100VAC) / 25A Max (240VAC)
	No Load power	0.3W Max
	Leakage Current	0.3 mA Max
OUTPUT Pin 2: DC+ Pin 1: GND	Voltage Accuracy	<5% (3.3VDC 7%)
	Ripple	<5% Vout (Vp~p)
	Noise	<5% Vout Max (Vp~p)
	Efficiency @ 230VAC	>65%
	Minimum Load	0
Protection	Over Power	Hiccup mode
	Over Voltage	Hiccup mode
	Short Circuit Protection	Hiccup mode
Dielectric Isolation	Input to Output	3600Vrms, 5mA 1 Min (4200VAC 2sec)
Environment	Operating Temperature	-25°C ~ +70°C (See Derating Curve)
	Storage Temperature	-40°C ~ +105°C
	MTBF	>300,000Hrs @ 25°C (MIL-HDBK-217F)
	Weight	18g
Safety	Agency Approval	Compliance with IEC60950-1, EN60950-1, EN61558-1, EN61558-2-6, EN61558-2-17
EMC	EMI	Compliance with EN55022 Class B (Common mode choke required)
	EMS	Compliance with EN55024, EN55014-1, EN55014-2, EN61000-3-2 Class A, EN61000-3-3

Please contact Vigortronix for any enquiries. Products can be altered to suit custom requirements.
The information contained in this document is subject to change without notice.

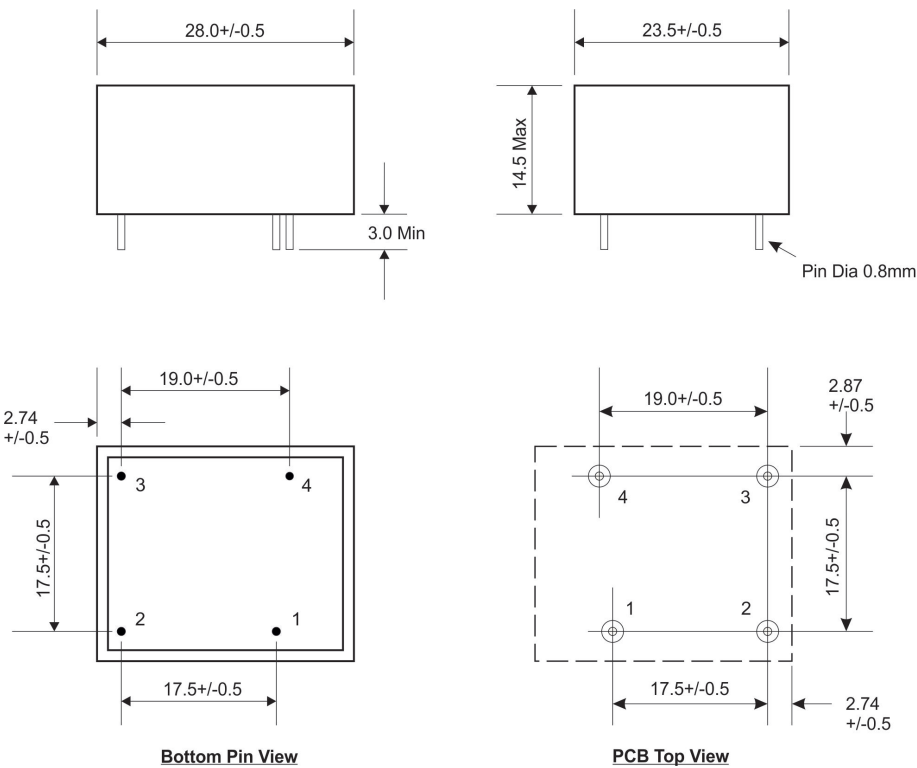
Recommended Application Schematic for EMC



Notes:
It is recommended to fit a 0.1uF/275V X2 Capacitor on the Input for EMC

For additional filtering requirements please contact technical support.

Dimensions:



Pin Designation.

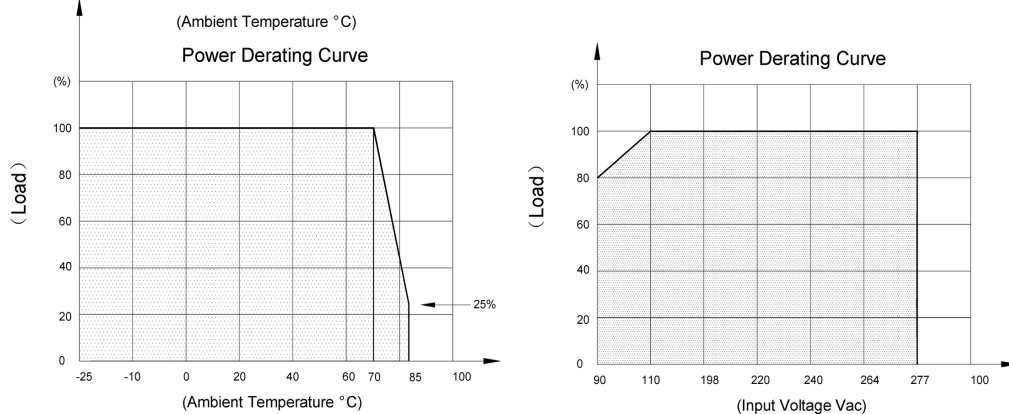
- Pin 1: GND, Output Voltage Common
- Pin 2: +V, Output Voltage Positive
- Pin 3: N, AC Input Neutral
- Pin 4: L, AC Input Line

Notes:
Recommended PCB
Hole size: 1.5mm Dia.

Case Outline Maximum Size 29.0 x 24.2mm

Unit weight: 18g

Derating Graph:



Please contact Vigortronix for any enquiries. Products can be altered to suit custom requirements.
The information contained in this document is subject to change without notice.

Vigortronix, 16 De Havilland Way, Witney, Oxfordshire, OX29 0YG, UK

Tel. +44 (0)1993 777570 Fax. +44 (0)1993 777580 Web. www.vigortronix.com E-mail: sales@vigortronix.com

Vigortronix is a trading name of Vigortronix (UK) Limited

[Vigortronix.com](http://www.vigortronix.com)